

## XT3-30600-IR

### Multi-Function RGB Controller

#### Product Features

- 3-Channel RGB Control, 3A max output per channel.
- Receiver has 10 built-in color modes.
- 16 levels of brightness and speed adjustments.
- Remote Control has touch control ring which make it easy to select colors.
- The IR remote control distance is 33 feet.

#### Product Specifications

- |                         |  |
|-------------------------|--|
| • Input Voltage         | 12-24VDC   |
| • Output Current        | 9A (3A per channel)                              |
| • Channel               | 3  |
| • Remote Type           | IR   |
| • Operating Temperature | 0 - 50°C   |
| • Dimensions            | (L)88X(W)52X(H)18(mm); 3.46 x 2.05 x 0.71 (inch) |
| • Weight                | 154g   |



#### Mode Change Codes







1: Red/Green/Blue Fading	6: RGB jump change
2: Red/Green Fading	7: Full-Color jump change
3: Red/Blue Fading	8: Red Fading
4: Green/Blue Fading	9: Green Fading
5: Full-Color Fading	10: Blue Fading

# XT3-30600-IR

## Multi-Function RGB Controller

### Remote Control

### Key Descriptions

-  **On/Off:** Turn On/Turn off.
-  **Mode:** Change to next mode (Total 10 modes).
-  **White Light Mode:** Select the white light mode. (All RGB dials on)
-  **Brightness-:** Decreases brightness level.
-  **Brightness+:** Increases brightness level.
-  **Color Ring:** Enter static color mode\*.

**Remarks:**

- (1) Please do not touch the color ring or press buttons while installing the batteries.
  - (2) After the batteries are installed, please wait for at least 3 seconds to use the remote.
  - (3) If the color ring or buttons are non-responsive, please reinstall the batteries.
- \* Static Color Mode: Slide your finger on the color ring to choose the color.



### Connection Instructions



△ Note  
 This unit can be connected with various single-color modules and common anode connected full-color modules.